

# Allianz-dit BRIC Stars - A - EUR

Fund for stocks from Brazil, Russia, India and China



Ratings as per 31/8/2008

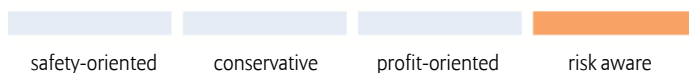
## Investment Objective

The fund concentrates on the stock markets of Brazil, Russia, India and China. Up to one third of fund assets may be invested in stocks or comparable securities from developed countries. Its investment objective is to attain capital growth over the long term.

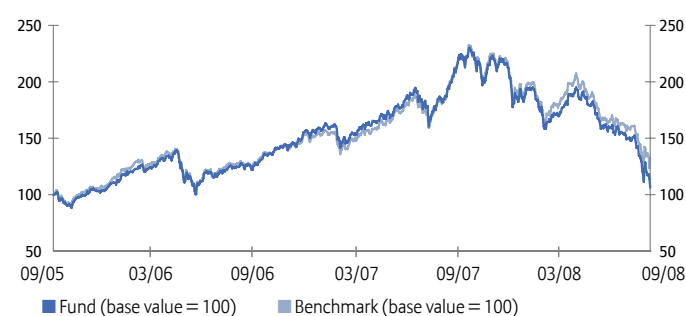
## Opportunities and Risks

- Stocks offer above-average capital gains potential in the long term, but may fluctuate relatively sharply in price and losses may occur.
- Stocks from emerging-market countries offer exceptional capital gains opportunities, but their price risks tend to be higher.
- The addition of stocks from developed countries increases earnings opportunities. However, this also entails the risk of underperformance compared to an exclusive investment in BRIC countries.
- Owing to investments in foreign currencies, the unit value may be positively or negatively affected by changes in foreign-exchange rates.
- The fund unit price may be subject to sharply increased volatility.

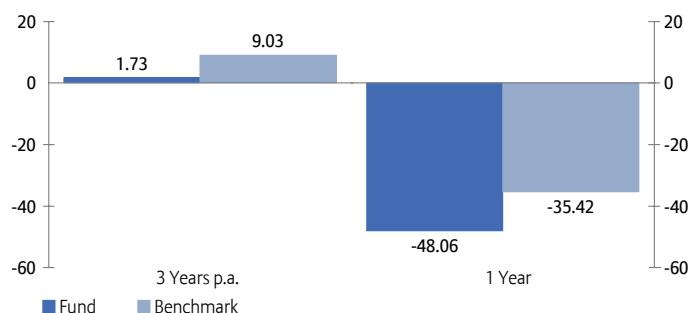
## Risk Class



## Performance since Inception <sup>1</sup>



## Annual Performance (%) <sup>1</sup>



## Performance History (%) <sup>1</sup>

	1M	YTD	1Y	3Y	S. Inc.	
Fund	-29.43	-51.22	-48.06	5.28	6.34	
Benchmark	-17.82	-40.04	-35.42	29.59	32.23	
<b>per annum</b>					<b>3Y</b>	<b>S. Inc.</b>
Fund					1.73	2.07
Benchmark					9.03	9.73

September 2008

Information for fund distributors and institutional investors.  
Not for circulation to private investors.

# Allianz-dit BRIC Stars - A - EUR

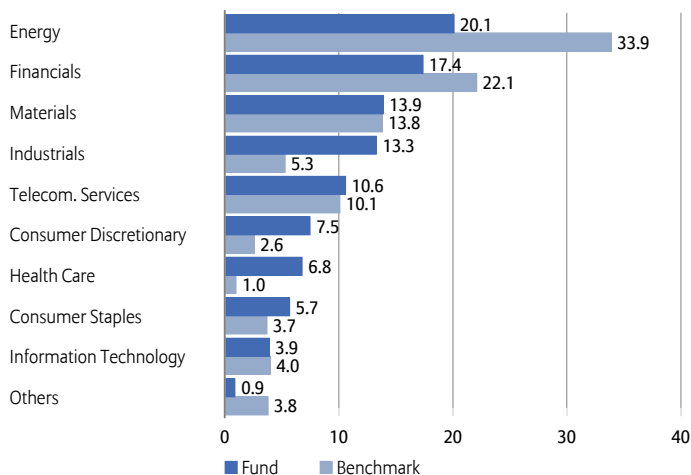
Fund for stocks from Brazil, Russia, India and China



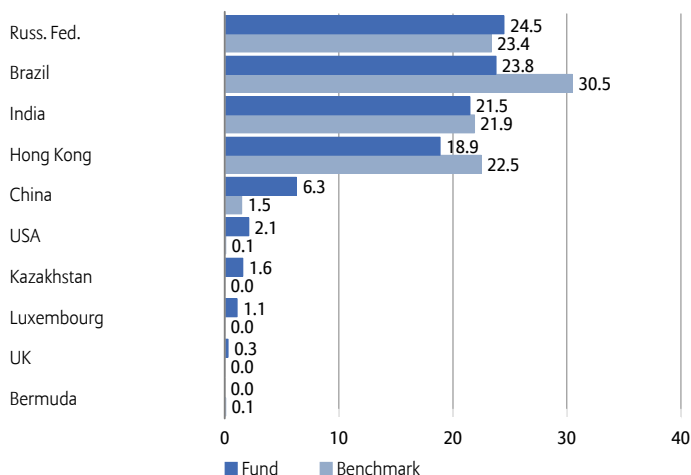
Ratings as per 31/8/2008



## Sector Breakdown (%)



## Country Breakdown (%)



## Top 10 Holdings (%)

MAGNIT-CLS	2.38
BHARTI AIRTEL LIMITED	2.37
INDUSTRIAL AND COMMERCIAL BANK OF CHINA LTD - H	2.32
CNOOC LTD SHS	2.30
CHINA LIFE INSURANCE CO-H	2.29
HOUSING DEVELOPMENT FINANCE	2.26
SBERBANK RF	2.23
PETROLEO BRASILEIRO S.A.-ADR	2.19
CHINA SHENHUA ENERGY CO - H	2.17
HARBIN POWER EQUIPMENT CO-H	2.17
<b>Total</b>	<b>22.68</b>

## Risk/Return Ratios

	3 Years
Sharpe ratio	-0.06
Volatility (%)	31.71
Alpha (%)	-7.30
Beta	1.10
Tracking error (%)	8.26
Information ratio	-0.88
Treynor ratio	-1.76
Coefficient of correlation	0.97

## Key Information

ISIN / German security no.	LU0224575943 / A0E TQ9
Benchmark	25% MSCI Brazil T.R. (Net) + 25% MSCI Russia T.R. (Net) + 25% MSCI India T.R. (Net) + 25% MSCI China T.R. (Net) yearly rebalanced
Management company	AllianzGI Luxembourg S.A.
Sub-manager	Allianz Global Investors KAG, Frankfurt
Custodian bank	Dresdner Bank Luxembourg S.A.
Launch date	27/9/2005
Fund manager	Michael Konstantinov (since 27/9/2005)
Fund currency	EUR
Net assets	316.41 mn. EUR
Share class volume	258.23 mn. EUR
Financial year end	31/12/
Distribution payout on 3/3/2008	0.01 EUR
Registered for sale in	DE, LU
Front-end load (%)	5.00
Management fee (% p.a.) <sup>2</sup>	currently 1.75 (max. 2.00) + performance-related
TER (%) <sup>3</sup>	2.16
Additional performance fee (%)	0.25

<sup>1</sup> Performance calculated on the basis of the net asset value per share (excluding any initial charge; distributions reinvested). Calculation made in accordance with the methodology recommended by BVI, Bundesverband Investment und Asset Management e. V., i.e. the German fund industry association.

<sup>2</sup> Performance fee method: Up to 1/4 of the amount by which the share performance exceeds the benchmark performance, less the management and custodian fees.

<sup>3</sup> TER (Total Expense Ratio): Total cost (except transaction costs) charged to the fund during the last financial year.

The estimates and forecasts included here are based on careful research, although Allianz Global Investors Europe GmbH of course cannot accept liability for objective accuracy.

The sales prospectus and business reports can be obtained free of charge from Allianz Global Investors Europe GmbH or the marketing companies. The daily fund prices are available in national newspapers, on the internet: [www.allianzglobalinvestors.eu](http://www.allianzglobalinvestors.eu), on our reuters page ALLIANZGI01 and via bloomberg DITBRIC LX.

Allianz Global Investors Europe GmbH  
Nymphenburgerstraße 112-116, 80636 München  
Internet: [www.allianzglobalinvestors.eu](http://www.allianzglobalinvestors.eu), E-Mail: [europe@allianzgi.com](mailto:europe@allianzgi.com)